


TEAM RECORDS


FLORIDA ATLANTIC BASKETBALL 2008.09




Mike Bell, 2003-04



Craig Buchanan, 1993-96



Damon Arnette, 1996-99



Earnest Crumbley, 2000-03


1,000 POINTS

Player	Points	Years	Games
Earnest Crumbley	1,559	2000-03	118
Craig Buchanan	1,501	1993-96	105
Jeff Cowans	1,388	2000-03	115
Damon Arnette	1,246	1996-99	75
Carlos Monroe	1,191	2005-pres.	77
Mike Bell	1,001	2003-04	54

600/500 REBOUND CLUB

Player	Reb.	Years	Games
Carlos Monroe	644	2005-pres.	77
Robert Williams	575	2000-04	122
Damon Arnette	551	1996-99	75
Mike Bell	514	2003-05	54

FAU's Robert Williams
2000-04



SEASON RECORD

MOST POINTS SCORED

2,367 in 2007-08
2,321 in 2006-07
2,303 in 2001-02
2,260 in 1989-90
2,258 in 1988-89
2,237 in 1990-91

HIGHEST SCORING AVERAGE PER GAME

82.9 in 1990-91 (2,237 points in 27 games)
80.7 in 1989-90 (2,260 points in 28 games)
80.6 in 1988-89 (2,258 points in 28 games)
77.0 in 2003-04 (2,157 points in 28 games)
76.8 in 2004-05 (2,073 points in 27 games)

MOST POINTS ALLOWED

2,519 in 2000-01
2,446 in 2007-08
2,419 in 2006-07
2,411 in 1999-00
2,352 in 1988-89
2,341 in 1993-94

HIGHEST SCORING AVERAGE PER GAME ALLOWED

86.7 in 1993-94 (2,341 points in 27 games)
84.0 in 1988-89 (2,352 points in 28 games)
82.4 in 1998-99 (2,143 points in 26 games)
81.5 in 1992-93 (2,283 points in 28 games)
81.3 in 2000-01 (2,519 points in 31 games)

MOST FIELD GOALS MADE

886 in 1989-90
859 in 1990-91
859 in 2001-02
840 in 1988-89
834 in 2006-07

MOST FIELD GOALS ATTEMPTED

2,011 in 2001-02
1,928 in 2000-01
1,834 in 2003-04
1,801 in 1988-89
1,785 in 2002-03

HIGHEST FIELD GOAL PERCENTAGE

.515 in 1989-90 (886-for-1,720)
.504 in 1990-91 (859-for-1,706)
.489 in 2006-07 (834-for-1,706)
.475 in 2005-06 (746-for-1,572)
.471 in 1996-97 (684-for-1,453)

MOST THREE-POINT FIELD GOALS MADE


216 in 2005-06
210 in 2003-04
206 in 2000-01
200 in 1999-00
195 in 1998-99
194 in 2007-08

MOST THREE-POINT FIELD GOALS ATTEMPTED

611 in 2000-01
605 in 1999-00
604 in 2003-04
592 in 1998-99
549 in 2004-05

TEAM RECORDS

FLORIDA ATLANTIC BASKETBALL 2008.09



The 1990-91 team, featuring Shane Taylor and Dexter Hill, posted the highest scoring average per game in FAU history.

HIGHEST THREE-POINT FIELD GOAL PERCENTAGE

.399 in 2005-06
.396 in 1988-89
.373 in 2007-08
.368 in 2006-07
.365 in 1990-91
.357 in 1995-96

MOST FREE THROWS MADE

615 in 2007-08
494 in 1988-89
469 in 2006-07
457 in 1989-90
454 in 1996-97
452 in 1991-92

MOST FREE THROWS ATTEMPTED

913 in 2007-08
701 in 1988-89
690 in 1991-92
682 in 1996-97
666 in 2006-07

HIGHEST FREE THROW PERCENTAGE

.711 in 1999-00 (383-for-539)
.707 in 1990-91 (430-for-608)
.705 in 1988-89 (494-for-701)
.701 in 1989-90 (457-for-652)
.694 in 2006-07 (462-for-666)

MOST REBOUNDS

1,150 in 2007-08
1,222 in 1989-90
1,212 in 2001-02
1,164 in 2000-01
1,152 in 1988-89
1,150 in 2007-08
1,129 in 1991-92

HIGHEST REBOUNDING AVERAGE PER GAME

43.6 in 1989-90 (1,222 rebounds in 28 games)
41.1 in 1988-89 (1,152 rebounds in 28 games)
40.3 in 1991-92 (1,129 rebounds in 28 games)
39.1 in 2004-05 (1,056 rebounds in 27 games)
39.1 in 2001-02 (1,212 rebounds in 31 games)
39.1 in 1996-97 (1,055 rebounds in 27 games)



FAU's Robert Williams helped the team post two of its top three rebounding seasons.

TEAM RECORDS

FLORIDA ATLANTIC BASKETBALL 2008.09

MOST ASSISTS

483 in 1989-90
483 in 2001-02
475 in 2006-07
464 in 1988-89
441 in 2005-06

HIGHEST ASSIST AVERAGE PER GAME

17.3 in 1989-90 (483 assists in 28 games)
16.6 in 1988-89 (464 assists in 28 games)
15.9 in 1990-91 (429 assists in 27 games)
15.8 in 2005-06 (441 assists in 28 games)
15.6 in 2001-02 (483 assists in 31 games)

MOST BLOCKED SHOTS

117 in 2004-05
113 in 1996-97
108 in 2001-02
104 in 1995-96
104 in 1994-95

MOST STEALS

294 in 2001-02
278 in 1989-90
272 in 1998-99
267 in 1990-91
263 in 2002-03

MOST VICTORIES

21 in 1989-90
19 in 2001-02

MOST CONSECUTIVE VICTORIES

8 in 1989-90

MOST CONSECUTIVE LOSSES

25 in 1999-00

SINGLE GAME

MOST POINTS SCORED

111 vs. Palm Beach Atlantic, 111-62 (11/18/88)
110 vs. Webber, 110-77 (2/25/89)
107 vs. Jacksonville, 107-104 (12/4/05)

LARGEST MARGIN OF VICTORY

51 at Nova Southeastern, 105-54 (1/22/91)
49 vs. Palm Beach Atlantic, 111-62 (11/18/88)
43 vs. Southeastern College, 98-55 (12/05/89)

LARGEST MARGIN OF DEFEAT

58 at Florida, 100-42 (11/27/00)
54 at St. Leo, 136-82 (2/9/91)
53 at North Carolina, 105-52 (12/19/06)

MOST POINTS SCORED BY AN OPPONENT

122 at Troy, 122-97 (2/13/93)
121 vs. Troy, 121-93 (1/6/91)
118 vs. Southern, 118-92 (12/7/91)

FEWEST POINTS SCORED

35 at Virginia Tech (2/4/95)
40 vs. Akron (12/29/92)
42 at Florida (11/27/00)

FEWEST POINTS SCORED BY AN OPPONENT

32 vs. Palm Beach Atlantic (11/23/91)
43 vs. Mercy (1/10/91)
44 vs. Embry-Riddle (11/18/89)
44 vs. North Florida (11/22/06)

MOST POINTS SCORED, BOTH TEAMS

219 at Troy, 122-97 Loss (2/13/93)

FEWEST POINTS SCORED, BOTH TEAMS

99 vs. Mercy, 56-43 Win (1/10/91)

MOST FIELD GOALS MADE

48 vs. St Mary's (11/20/01)
47 vs. Trinity Baptist (11/27/89)
45 vs. Palm Beach Atlantic (11/18/88)

MOST FIELD GOAL ATTEMPTS

86 at Mercer (1/3/05)
86 at Gardner-Webb (2/26/05)
85 vs. Webber (2/25/89)

HIGHEST FIELD GOAL PERCENTAGE

.696 vs. Kennesaw State, 32-for-46 (2/18/06)
.678 vs. St. Leo, 40-for-59 (11/20/89)
.661 vs. Florida Memorial, 37-for-56 (11/28/06)

MOST THREE-POINT FIELD GOALS MADE

18 vs. Campbell (2/26/04)
15 Three times

MOST THREE-POINT FIELD GOAL ATTEMPTS

39 vs. Campbell (2/26/04)
38 vs. Troy (2/10/01)
37 at Ohio State (12/17/98)

HIGHEST THREE-POINT FIELD GOAL PERCENTAGE (Min. 5 made)

.706 vs. Kennesaw State, 12-for-17 (2/18/06)
.667 vs. Florida International 12-of-18 (3/5/08)
.652 at Campbell, 15-for-23 (1/17/06)
.647 at Centenary College, 11-for-17 (2/21/98)

MOST FREE THROWS MADE

38 vs. Florida International (1/24/98)
37 vs. Rosary (12/30/89)
36 vs. Middle Tennessee State (2/23/08)
35 vs. Georgia State (1/2/99)

MOST FREE THROW ATTEMPTS

52 vs. Jacksonville (12/4/05)
51 vs. Lehigh (12/28/96)
49 vs. Georgia State (1/2/99)
49 vs. Barry (12/04/91)

MOST REBOUNDS

60 vs. Palm Beach Atlantic (11/18/88)
58 vs. Hannibal-Lagrange College (12/17/91)
56 at Miami (11/16/97)
56 vs. St. Mary's (11/20/01)

MOST ASSISTS

33 vs. Webber (2/25/89)
31 vs. Mary Washington (12/29/03)
28 three times – at New Orleans (1/4/07)

MOST STEALS

23 vs. Embry-Riddle (11/18/89)
18 at Centenary College (1/25/99)
18 vs. Nova Southeastern (11/27/02)

MOST BLOCKED SHOTS

12 at Campbell (2/24/05)
11 vs. Miami (12/03/02)
10 vs. Nova Southeastern (2/17/97)
10 vs. St. Mary's (11/20/01)

MOST TURNOVERS

47 vs. St. Leo (12/3/88)
35 at North Carolina State (11/22/96)

FEWEST TURNOVERS

5 vs. USF (1/21/95)
5 at Colgate (11/18/05)
6 Three times



The 2001-02 Owls established a new FAU team record for points scored on its way to an Atlantic Sun Conference Championship and the school's first berth into the NCAA Tournament.


SCORING

FLORIDA ATLANTIC BASKETBALL 2008.09

SINGLE GAME

MOST POINTS SCORED

39 DeAndre Rice at Troy (2/3/07)
39 Earnest Crumbley vs. Campbell (2/26/04)
38 Ray Schultz at Florida Memorial (2/23/89)
35 Marlon Jemerson vs. Centenary College (1/8/94)
35 Mike Bell vs. Lipscomb (1/19/04)
34 Quinton Young at Campbell (2/24/05)
34 Ron McLin vs. Flagler (2/17/89)
34 Shane Taylor vs. Southern Methodist (1/3/91)
33 Shane Taylor vs. St. Thomas (1/29/91)
32 Damon Arnette vs. Bethune-Cookman (12/12/98)
32 DeAndre Rice at Arkansas State (1/31/07)
31 Damon Arnette vs. Georgia State (1/2/99)
31 Raheim Brown vs. Virginia Commonwealth (12/8/01)
31 Earnest Crumbley vs. Jacksonville State (12/1/98)
31 Gary Durrant at Oklahoma State (12/01/98)
31 Shane Taylor vs. Webber (1/16/90)
29 10 times – Carlos Monroe (2/17/07)



Shane Taylor averaged 20.0 points in 1990-91.

MOST POINTS SCORED IN A REGULAR SEASON CONFERENCE GAME

39 Earnest Crumbley vs. Campbell (2/26/04)
39 DeAndre Rice at Troy (2/3/07)

MOST POINTS SCORED IN A CONFERENCE TOURNAMENT GAME

30 DeAndre Rice vs. Western Kentucky (3/4/07)

MOST POINTS SCORED BY A FRESHMAN

35 Marlon Jemerson vs. Centenary College (1/8/94)

SEASON

MOST POINTS SCORED

544 Ron McLin, 1988-89 (28 games)
540 Shane Taylor, 1990-91 (27 games)
525 Damon Arnette, 1998-99 (24 games)
516 Mike Bell, 2004-05 (27 games)
508 Carlos Monroe, 2007-08 (33 games)
508 Raheim Brown, 2001-02 (31 games)
496 Carlos Monroe, 2006-07 (27 games)
485 Mike Bell, 2003-04 (27 games)
481 Dexter Hill, 1990-91 (27 games)
453 Earnest Crumbley, 2002-03 (28 games)
442 Craig Buchanan, 1995-96 (27 games)
435 DeAndre Rice, 2005-06 (27 games)
433 Rodney Webb, 2005-06 (28 games)
430 DeAndre Rice, 2006-07 (21 games)
425 Jeff Cowans, 2001-02 (31 games)
422 Ryan Hercek, 1999-00 (29 games)
421 Daryl Kanning, 1989-90 (28 games)
418 Damon Arnette, 1997-99 (26 games)
409 Paul Graham III, 2006-07 (29 games)

408 Elvin Hazel, 1992-93 (28 games)
408 Jeff Cowans, 2002-03 (28 games)

HIGHEST SCORING AVERAGE

21.9 Damon Arnette, 1998-99 (24 games)
20.5 DeAndre Rice, 2006-07 (21 games)
20.0 Shane Taylor, 1990-91 (27 games)
19.4 Ron McLin, 1989-90 (28 games)
19.1 Mike Bell, 2004-05 (27 games)
18.4 Carlos Monroe, 2006-07 (27 games)
18.0 Mike Bell, 2003-04 (27 games)

MOST POINTS IN A SEASON (by class)

Freshman

425 by Jeff Cowans, 2000-01

Sophomore

496 by Carlos Monroe, 2006-07

Junior

544 by Ron McLin, 1988-89

Senior

540 by Shane Taylor, 1990-91

MOST POINTS BY TWO PLAYERS (same season)

1,021 Shane Taylor/Dexter Hill, 1990-91

MOST POINTS BY THREE PLAYERS (same season)

1,400 Shane Taylor/Dexter Hill /Darrin Herrick, 1990-91

HIGHEST SCORING AVERAGE BY TWO PLAYERS (same season)

38.9 DeAndre Rice (20.5)/Carlos Monroe (18.4), 2006-07

HIGHEST SCORING AVERAGE BY THREE PLAYERS (same season)

53.0 DeAndre Rice (20.5)/Carlos Monroe (18.4)/Paul Graham (14.1), 2006-07

CAREER

MOST POINTS SCORED

1,559 Earnest Crumbley, 2000-03
1,501 Craig Buchanan, 1993-96
1,388 Jeff Cowans, 2000-03
1,246 Damon Arnette, 1996-99
1,191 Carlos Monroe, 2005-pres.
1,001 Mike Bell, 2003-04
946 Paul Graham III, 2005-pres.
919 Michael Harvey, 1992-95
912 Shane Taylor, 1989-90
902 Phillip Huyler, 1994-96
865 DeAndre Rice, 2005-06
841 Ron McLin, 1988-89
807 Robert Williams, 2000-04
787 Dexter Hill, 1990-91
777 Rob Ritter, 1992-95
770 Ryan Hercek, 1996-99
756 Daryl Kanning, 1988-89

HIGHEST SCORING AVERAGE (Min. 40 games)

18.5 Mike Bell, 2003-04
17.2 Shane Taylor, 1989-90
16.6 Damon Arnette, 1996-99
15.4 Carlos Monroe, 2005-pres.
15.4 Dexter Hill, 1990-91
15.0 Ron McLin, 1988-89

MOST DOUBLE-DOUBLES


14 Mike Bell, 2004-05
13 Carlos Monroe, 2007-08
11 Three times - Carlos Monroe, 2006-07

CAREER

25 Mike Bell, 2003-04
24 Carlos Monroe, 2005-pres.

CONSECUTIVE GAMES WITH A DOUBLE-DOUBLE

6 Mike Bell, 2003-04



Mike Bell averaged 19.1 points per game in 2004-05.

FIELD GOALS

FLORIDA ATLANTIC BASKETBALL 2008.09

FIELD GOALS MADE

MOST FIELD GOALS MADE IN A GAME

- 17 Ron McLin vs. Florida Memorial College (2/23/89)
- 14 Darrin Herrick vs. Florida Memorial (11/30/89)
- 13 6 times - Carlos Monroe at South Alabama (1/6/07)

MOST FIELD GOALS MADE IN A CONFERENCE GAME

- 13 Mike Bell vs. Lipscomb (1/19/04)
- 13 DeAndre Rice vs. Arkansas State (1/31/07)
- 13 Carlos Monroe at South Alabama (1/6/07)

MOST FIELD GOALS MADE IN A SEASON

- 216 Ron McLin, 1988-89 (28 games)
- 213 Raheim Brown, 2001-02 (31 games)
- 208 Shane Taylor, 1990-91 (27 games)
- 204 Mike Bell, 2004-05 (27 games)
- 200 Carlos Monroe, 2006-07 (27 games)
- 193 Mike Bell, 2003-04 (27 games)
- 188 Carlos Monroe, 2007-08 (33 games)
- 176 Dexter Hill, 1990-91 (27 games)
- 176 Damon Arnette, 1998-99 (24 games)
- 172 Craig Buchanan, 1995-96 (27 games)
- 170 Darrin Herrick, 1989-90 (28 games)
- 169 Daryl Kanning, 1989-90 (28 games)




Daryl Kanning posted the highest single-season field goal percentage in FAU history at .667 in 1989-90.

MOST FIELD GOALS MADE IN A SEASON (by Class)

- Freshman
 - 151 by Jeff Cowans, 2000-01
- Sophomore
 - 200 by Carlos Monroe, 2006-07
- Junior
 - 216 by Ron McLin, 1988-89
- Senior
 - 213 by Raheim Brown, 2001-02

MOST FIELD GOALS MADE IN A CAREER

- 582 Craig Buchanan, 1993-96
- 503 Earnest Crumbley, 2000-03
- 494 Jeff Cowans, 2000-03
- 466 Carlos Monroe, 2005-pres.
- 426 Damon Arnette, 1996-99
- 397 Mike Bell, 2003-04
- 350 Shane Taylor, 1989-90
- 346 Michael Harvey, 1992-95
- 341 Ron McLin, 1988-89
- 333 Robert Williams, 2000-04
- 326 Darrin Herrick, 1989-90
- 323 Paul Graham III, 2005-pres.



Ron McLin made a record 216 field goals in 1988-89.

FIELD GOALS ATTEMPTED

Most Field Goals Attempted in a Season

- 435 Ron McLin, 1988-89 (28 games)
- 421 Mike Bell, 2004-05 (27 games)
- 419 Mike Bell, 2003-04 (27 games)
- 409 Earnest Crumbley, 2002-03 (28 games)
- 400 Raheim Brown, 2001-02 (31 games)
- 386 Craig Buchanan, 1995-96 (27 games)
- 373 Damon Arnette, 1998-99 (24 games)
- 372 Jeff Cowans, 2000-01 (31 games)
- 370 Jeff Cowans, 2002-03 (28 games)
- 366 Shane Taylor, 1990-91 (27 games)

MOST FIELD GOALS ATTEMPTED IN A CAREER

- 1358 Earnest Crumbley, 2000-03
- 1292 Jeff Cowans, 2000-03
- 1274 Craig Buchanan, 1993-96
- 945 Damon Arnette, 1996-99
- 860 Carlos Monroe, 2005-pres.
- 840 Mike Bell, 2003-04
- 830 Michael Harvey, 1992-95
- 708 Paul Graham III, 2005-pres.
- 788 Rob Ritter, 1992-95
- 684 Robert Williams, 2000-04
- 678 Darrin Herrick, 1989-90
- 667 Ron McLin, 1988-89

FIELD GOAL PERCENTAGE

Highest Field Goal Percentage in a Game (Min. 9 made)


- 1.000 Raheim Brown, 9-for-9 vs. Campbell (2/28/01)
- .909 Rodney Webb, 10-for-11 vs. Kennesaw State (2/18/06)
- .909 DeAndre Rice, 10-for-11 vs. Florida International (2/10/07)

HIGHEST FIELD GOAL PERCENTAGE IN A SEASON (Min. 100 made)

- .667 Daryl Kanning, 1989-90 (169-for-274)
- .597 Carlos Monroe, 2006-07 (200-for-335)
- .580 Shane Taylor, 1989-90 (142-for-245)
- .568 Shane Taylor, 1990-91 (208-for-366)
- .563 Cedric Peoples, 1996-97 (107-for-190)

HIGHEST FIELD GOAL PERCENTAGE IN A CAREER (Min. 200 made)

- .579 Darryl Kanning, 1988-89
- .573 Shane Taylor, 1989-90
- .542 Carlos Monroe, 2005-pres.
- .517 Dexter Hill, 1990-91
- .512 Raheim Brown, 2000-01
- .511 Ron McLin, 1988-89
- .511 Cedric Peoples, 1993-96
- .511 Elvin Hazell, 1991-92



Carlos Monroe enters the season ranked fourth all-time in career field goals made (466).

THREE-POINT FIELD GOALS

FLORIDA ATLANTIC BASKETBALL 2008.09

THREE-POINT FIELD GOALS MADE

MOST THREE-POINTERS MADE IN A GAME

- 11 Earnest Crumbley vs. Campbell (2/26/04)
- 10 DeAndre Rice at Troy (2/3/07)

MOST THREE POINTERS MADE IN A CONFERENCE REGULAR SEASON GAME

- 11 Earnest Crumbley vs. Campbell (2/26/04)
- 10 DeAndre Rice at Troy (2/3/07)

MOST THREE-POINTERS IN A CONFERENCE TOURNAMENT GAME

- 7 Kevin Sheppard vs. Jacksonville (2/28/02)

MOST THREE-POINTERS IN A SEASON

- 97 Ryan Hercek, 1999-2000 (29 games)
- 88 Earnest Crumbley, 2002-03 (28 games)
- 82 Earnest Crumbley, 2003-04 (28 games)
- 76 Quinton Young, 2004-05 (27 games)
- 68 DeAndre Rice, 2006-07 (21 games)
- 66 DeAndre Rice, 2005-06 (27 games)
- 63 Jeff Cowans, 2000-01 (31 games)
- 63 Earnest Crumbley, 2001-02 (31 games)
- 59 Carderro Nwoji, 2007-08 (33 games)
- 58 Jeff Cowans, 2000-01 (31 games)
- 53 Three times - Quinton Young, 2005-06 (28 games)

MOST THREE-POINTERS IN A SEASON (by Class) Freshman

- 63 by Jeff Cowans, 2000-01

Sophomore

- 63 by Earnest Crumbley, 2001-02

Junior

- 88 by Earnest Crumbley, 2002-03

Senior

- 97 by Ryan Hercek, 1999-00

MOST THREE-POINTERS IN A CAREER

- 286 Earnest Crumbley, 2000-03
- 187 Jeff Cowans, 2000-03
- 166 Ryan Hercek, 1996-99
- 140 Rob Ritter, 1992-95
- 134 DeAndre Rice, 2005-06
- 129 Quinton Young, 2004-05
- 98 Michael Harvey, 1992-95
- 92 Gary Durrant, 1997-98
- 91 Mike Bell, 2003-04
- 82 Damon Arnette, 1996-99

THREE-POINT FIELD GOALS ATTEMPTED MOST THREE-POINTERS ATTEMPTED IN A GAME

- 18 Earnest Crumbley vs. Campbell (2/26/04)
- 16 Rob Ritter at Mercer (2/13/95)
- 16 DeAndre Rice at Troy (2/3/07)



Quinton Young's career three-point percentage of .436 is tops in FAU history.



Jeff Cowans' 63 three-pointers as a freshman are the most by an FAU rookie.

MOST THREE-POINTERS ATTEMPTED IN A CONFERENCE REGULAR SEASON GAME

- 18 Earnest Crumbley vs. Campbell (2/26/04)
- 16 Rob Ritter at Mercer (2/13/95)
- 16 DeAndre Rice at Troy (2/3/07)

MOST THREE-POINTERS ATTEMPTED IN A CONFERENCE TOURNAMENT GAME

- 12 Ryan Hercek vs. Georgia State (3/2/00)

MOST THREE-POINTERS ATTEMPTED IN A SEASON

- 238 Ryan Hercek, 1999-00 (29 games)
- 238 Earnest Crumbley, 2002-03 (28 games)
- 204 Earnest Crumbley, 2003-04 (28 games)
- 183 Quinton Young, 2004-05 (27 games)
- 180 Jeff Cowans, 2001-02 (31 games)
- 171 Earnest Crumbley, 2000-01 (31 games)
- 169 Earnest Crumbley, 2001-02 (31 games)
- 167 DeAndre Rice, 2005-06 (27 games)
- 165 Jeff Cowans, 2000-01 (31 games)
- 144 Carderro Nwoji, 2007-08 (33 games)
- 143 Mike Bell, 2004-05 (27 games)

MOST-THREE POINTERS ATTEMPTED IN A CAREER

- 782 Earnest Crumbley, 2000-03
- 561 Jeff Cowans, 2000-03
- 449 Ryan Hercek, 1996-99
- 430 Rob Ritter, 1992-95
- 309 DeAndre Rice, 2005-06
- 296 Quinton Young, 2004-05
- 284 Mike Bell, 2003-04
- 265 James Turner, 1997-98
- 257 Michael Harvey, 1992-95
- 246 Gary Durrant, 1997-98

THREE-POINT FIELD GOAL PERCENTAGE HIGHEST THREE-POINT FIELD GOAL PERCENTAGE IN A GAME (Min. 5 made)

- .875 DeAndre Rice, 7-for-8 vs. Florida International (2/10/07)
- .857 Two Times - Damon Arnette, 6-for-7 vs. Jacksonville (1/16/99)

HIGHEST THREE-POINT FIELD GOAL PERCENTAGE IN A SEASON (Min. 50 made)

- .479 DeAndre Rice, 2006-07 (68-for-142)
- .469 Quinton Young, 2005-06 (53-for-113)
- .415 Quinton Young, 2004-05 (76-for-183)
- .408 Ryan Hercek, 1999-00 (97-for-238)
- .402 Earnest Crumbley, 2003-04 (82-for-204)

HIGHEST THREE-POINT FIELD GOAL PERCENTAGE IN A CAREER (Min. 75 made)

- .436 Quinton Young, 2004-05
- .434 DeAndre Rice, 2005-06
- .381 Michael Harvey, 1992-95
- .374 Gary Durrant, 1997-98
- .370 Ryan Hercek, 1996-99

FREE THROWS

FLORIDA ATLANTIC BASKETBALL 2008.09

FREE THROWS MADE

MOST FREE THROWS MADE IN A GAME

16 James Turner vs. Florida International (1/24/98)

MOST FREE THROWS MADE IN A CONFERENCE

REGULAR SEASON GAME

16 James Turner vs. Florida International (1/24/98)

MOST FREE THROWS MADE IN A CONFERENCE TOURNAMENT GAME

11 Paul Graham III vs. Arkansas-Little Rock (3/9/08)

11 Emmett Murphy vs. Stetson University (3/1/00)

MOST FREE THROWS MADE IN A SEASON

141 Phillip Huyler, 1996-97 (27 games)

128 Carlos Monroe, 2007-08 (33 games)

128 Phillip Huyler, 1995-96 (27 games)

127 Damon Arnette, 1998-99 (24 games)

112 Dexter Hill, 1990-91 (27 games)

107 Ron McLin, 1988-89 (28 games)

106 Shane Taylor, 1990-91 (27 games)

106 Cedric Powell, 1998-99 (26 games)

106 Marques Williams, 1999-00 (30 games)

105 Paul Graham III, 2007-08 (33 games)

97 Damon Arnette, 1996-99 (25 games)

96 Carlos Monroe, 2006-07 (27 games)

94 Xavier Perkins, 2007-08 (33 games)

MOST FREE THROWS MADE IN A SEASON (by Class)

Freshman

106 by Cedric Powell, 1998-99

106 by Marques Williams, 1999-00

Sophomore

96 by Carlos Monroe, 2006-07

Junior

128 by Carlos Monroe, 2007-08

128 by Philip Huyler, 1995-96

Senior

141 by Philip Huyler, 1996-97

MOST FREE THROWS MADE IN A CAREER

322 Phillip Huyler, 1994-96

312 Damon Arnette, 1996-99

274 Craig Buchanan, 1993-96

267 Earnest Crumbley, 2000-03

255 Carlos Monroe, 2005-pres.

222 Paul Graham III, 2005-pres.

213 Jeff Cowans, 2000-03

194 Dexter Hill, 1990-91

193 Shane Taylor, 1989-90

165 DeAndre Rice, 2005-06

164 Daryl Kanning, 1988-89

164 Cedric Peoples, 1993-96

FREE THROWS ATTEMPTED

MOST FREE THROWS ATTEMPTED IN A GAME

20 James Turner vs. Florida International (1/24/98)

MOST FREE THROWS ATTEMPTED IN A CONFERENCE REGULAR

SEASON GAME

20 James Turner vs. Florida International (1/24/98)

MOST FREE THROWS ATTEMPTED IN A CONFERENCE

TOURNAMENT GAME

12 Emmett Murphy vs. Stetson University (3/1/00)

MOST FREE THROWS ATTEMPTED IN A SEASON


233 Carlos Monroe, 2007-08 (33 games)

182 Damon Arnette, 1998-99 (24 games)

178 Phillip Huyler, 1996-97 (27 games)

172 Phillip Huyler, 1995-96 (27 games)

160 Carlos Monroe, 2006-07 (27 games)



Phillip Huyler made 322 free throws in his career, an FAU record.

153 Dexter Hill, 1990-91 (27 games)

149 Marques Williams, 1999-00 (30 games)

149 Ron McLin, 1988-89 (28 games)

145 Paul Graham III, 2007-08 (33 games)

144 Damon Arnette, 1997-99 (26 games)

138 Xavier Perkins, 2007-08 (33 games)

136 Cedric Powell, 1998-99 (28 games)

136 Avery Headley, 2002-03 (28 games)

MOST FREE THROWS ATTEMPTED IN A CAREER

455 Damon Arnette, 1996-99

446 Carlos Monroe, 2005-pres.

424 Phillip Huyler, 1994-96

357 Craig Buchanan, 1993-96

337 Earnest Crumbley, 2000-03

311 Paul Graham III, 2005-pres.

304 Cedric Peoples, 1993-96

268 Dexter Hill, 1990-91

265 Jeff Cowans, 2000-03

256 Robert Williams, 2000-04

252 Shane Taylor, 1989-90

230 Rodney Webb, 2004-05

FREE THROW PERCENTAGE

HIGHEST FREE THROW PERCENTAGE IN A GAME (Min. 10 made)

1.000 Ryan Hercek, 13-for-13 vs. Florida International (1/24/98)

1.000 Phillip Huyler, 12-for-12 vs. Georgia State (1/11/97)

1.000 Paul Graham III, 11-for-11 vs. UALR (3/9/08)

1.000 Marques Williams, 10-for-10 at Jacksonville (1/22/00)

1.000 Earnest Crumbley, 10-for-10 vs. Jacksonville Stat (2/14/02)

HIGHEST FREE THROW PERCENTAGE IN A SEASON (Min. 50 made)

.879 Wayne Baxley, 1991-92 (58-for-66)

.874 Carderro Nwoji, 2007-08 (76-for-87)

.857 Clay Fuller, 2000-01 (54-for-63)

.851 Ryan Hercek, 1999-00 (57-for-67)

.835 Khris Edden, 1993-94 (66-for-79)

.829 James Turner, 1997-98 (68-for-82)

.826 Ray Schultz, 1988-89 (57-for-69)

.817 Earnest Crumbley, 2003-04 (58-for-71)

.815 Jeff Cowans, 2001-02 (53-for-65)

.809 Shane Taylor, 1990-91 (106-for-131)

.808 Jeff Cowans, 2002-03 (63-for-78)

HIGHEST FREE THROW PERCENTAGE IN A CAREER (Min. 100 made)

.889 Ryan Hercek, 1996-99

.804 Jeff Cowans, 2000-03

.792 Earnest Crumbley, 2000-03

.792 Khris Edden, 1992-93

.779 Cedric Powell, 1998

.775 DeAndre Rice, 2005-06

.774 David Benjamin, 1988-89

.768 Craig Buchanan, 1993-96

.766 Shane Taylor, 1989-90

.759 Phillip Huyler, 1994-96

REBOUNDS

FLORIDA ATLANTIC BASKETBALL 2008.09

SINGLE GAME

MOST REBOUNDS IN A GAME

23 Mike Bell vs. Stetson (2/12/04)

21 Daryl Kanning vs. Methodist (1/8/90)

MOST REBOUNDS IN A CONFERENCE REGULAR SEASON GAME

23 Mike Bell vs. Stetson (2/12/04)

17 Carlos Monroe vs. Middle Tennessee St. (2/23/08)

17 Avery Headley at Gardner Webb (12/16/02)

MOST REBOUNDS IN A CONFERENCE TOURNAMENT GAME

14 Carlos Monroe vs. Florida International (3/5/08)

11 Calvin Warner vs. Jacksonville (2/28/02)

SEASON

MOST OFFENSIVE REBOUNDS

102 Raheim Brown, 2001-02 (31 games)

91 Daryl Kanning, 1988-89 (28 games)

90 Mike Bell, 2003-04 (27 games)

86 Elvin Hazell, 1992-93 (28 games)

83 Mike Bell, 2004-05 (27 games)

83 Rodney Webb, 2005-06 (28 games)

MOST DEFENSIVE REBOUNDS

254 Carlos Monroe, 2007-08 (33 games)

183 Carlos Monroe, 2006-07 (27 games)

172 Mike Bell, 2003-04 (27 games)

169 Mike Bell, 2004-05 (27 games)

161 Raheim Brown, 2001-02 (31 games)

142 Daryl Kanning, 1988-89 (28 games)

MOST TOTAL REBOUNDS

312 Carlos Monroe, 2007-08 (33 games)

263 Raheim Brown, 2001-02 (31 games)

262 Mike Bell, 2003-04 (27 games)

262 Daryl Kanning, 1989-90 (28 games)

254 Carlos Monroe, 2006-07 (27 games)

252 Mike Bell, 2004-05 (27 games)

233 Daryl Kanning, 1988-89 (28 games)

228 Dexter Hill, 1990-91 (27 games)

219 Rodney Webb, 2005-06 (28 games)

215 Ingo Wolf, 1989-90 (28 games)

202 David Cargill, 1991-92 (27 games)



Robert Williams grabbed the most offensive rebounds in FAU history.

HIGHEST REBOUNDING AVERAGE PER GAME (Min. 20 games)

9.7 Mike Bell, 2003-04

9.5 Carlos Monroe, 2007-08

9.5 Carlos Monroe, 2006-07

9.4 Daryl Kanning, 1989-90

9.3 Mike Bell, 2004-05

8.5 Raheim Brown, 2001-02

8.4 Dexter Hill, 1990-91

8.3 Daryl Kanning, 1988-89

8.2 Damon Arnette, 1998-99

7.8 Rodney Webb, 2005-06

7.7 Ingo Wolf, 1989-90

MOST REBOUNDS IN A SEASON (by Class)

Freshman

159 by Marques Williams (1999-00)

Sophomore

254 by Carlos Monroe (2006-07)

Junior

312 by Carlos Monroe (2007-08)

Senior

263 by Raheim Brown (2002-03)

CAREER

MOST OFFENSIVE REBOUNDS

270 Robert Williams, 2000-04

193 Cedric Peoples, 1993-96

192 Damon Arnette, 1996-99

173 Mike Bell, 2003-04

169 Craig Buchanan, 1993-96

164 Carlos Monroe, 2005-pres.

MOST DEFENSIVE REBOUNDS

480 Carlos Monroe, 2005-pres.

359 Damon Arnette, 1996-99

341 Mike Bell, 2003-04

309 Jeff Cowans, 2000-03

305 Robert Williams, 2000-04

289 Cedric Peoples, 1993-96

MOST TOTAL REBOUNDS

644 Carlos Monroe, 2005-pres.

575 Robert Williams, 2000-04

551 Damon Arnette, 1996-99

514 Mike Bell, 2003-04

482 Cedric Peoples, 1993-96

454 Jeff Cowans, 2000-03

422 Craig Buchanan, 1993-96

383 Raheim Brown, 2000-01

379 Phillip Huyler, 1994-96

372 Rodney Webb, 2004-05

366 Bjorn Sjolund, 1993-96

361 Michael Harvey, 1992-95

347 Earnest Crumbley, 2000-03

339 Nick Neumann, 2000-02

332 Daryl Dingle, 2000-01

328 Jeff Parmer, 2006-08

HIGHEST REBOUNDING AVERAGE PER GAME (Min. 40 games)

9.5 Mike Bell, 2003-04

8.4 Carlos Monroe, 2005-pres.

7.3 Damon Arnette, 1996-99

7.2 Raheim Brown, 2000-01

6.8 Rodney Webb, 2004-05

5.4 Daryl Dingle, 2000-01

5.1 Elvin Hazell, 1991-92

4.8 Cedric Peoples, 1993-96

4.8 Marlon Jemerson, 1993-94

4.7 Robert Williams, 2000-04

4.7 Phillip Huyler, 1994-96



Mike Bell's 23 rebounds are an FAU single-game high.

ASSISTS

FLORIDA ATLANTIC BASKETBALL 2008.09



With 505 career assists, Earnest Crumbley is FAU's most prolific passer.

SINGLE GAME

MOST ASSISTS

- 11 Phillip Huyler at Centenary College (1/2/97)
- 11 Earnest Crumbley at Jacksonville (1/9/04)
- 11 Brent Crews vs. Florida International (2/28/07)

MOST ASSISTS IN A CONFERENCE REGULAR SEASON GAME

- 11 Phillip Huyler at Centenary College (1/2/97)
- 11 Earnest Crumbley at Jacksonville (1/9/04)

MOST ASSISTS IN A CONFERENCE TOURNAMENT GAME

- 11 Brent Crews vs. Florida International (2/28/07)
- 7 Emmett Murphy vs. Georgia State (3/2/00)
- 7 Earnest Crumbley vs. Troy (3/4/04)

SEASON

MOST ASSISTS

- 145 Earnest Crumbley, 2003-04 (28 games)
- 140 Brent Crews 2006-07 (30 games)
- 133 Earnest Crumbley, 2002-03 (27 games)
- 133 Brent Crews, 2005-06 (27 games)
- 122 Carderro Nwoji, 2007-08 (33 games)
- 121 Kahleaf Watson, 2004-05 (27 games)
- 121 Donald Smith, 1989-90 (28 games)
- 120 Earnest Crumbley, 2001-02 (31 games)
- 120 John Smart, 2000-01 (31 games)
- 118 Donald Smith, 1990-91 (26 games)
- 107 Earnest Crumbley, 2000-01 (31 games)

HIGHEST ASSIST AVERAGE PER GAME (Min. 15 games)

- 5.2 Earnest Crumbley, 2003-04
- 4.9 Brent Crews, 2005-06
- 4.8 Earnest Crumbley, 2002-03
- 4.7 Brent Crews, 2006-07
- 4.5 Donald Smith, 1990-91
- 4.5 Kahleaf Watson, 2004-05
- 4.3 Donald Smith, 1989-90
- 4.1 Emmett Murphy, 1999-00
- 3.9 Earnest Crumbley, 2001-02
- 3.9 John Smart, 2000-01
- 3.7 Carderro Nwoji, 2007-08
- 3.7 Cedric Powell, 1998-99
- 3.7 Anthony Slater, 2001-02

HIGHEST ASSIST/TURNOVER RATIO (Min. 50 Assists)

- 1.71 John Smart, 2000-01 (120/70)
- 1.71 Anthony Slater, 2001-02 (106/62)
- 1.67 Earnest Crumbley, 2003-04 (145/87)
- 1.66 Brent Crews, 2005-06 (133/80)
- 1.61 Brent Crews, 2006-07 (140/89)

MOST ASSISTS (by Class)

- Freshman**
107 by Earnest Crumbley, 2000-01
- Sophomore**
120 by Earnest Crumbley, 2001-02
- Junior**
133 by Brent Crews, 2005-06
133 by Earnest Crumbley, 2002-03
- Senior**
145 by Earnest Crumbley, 2003-04

CAREER

MOST ASSISTS

- 505 Earnest Crumbley, 2000-03
- 273 Brent Crews, 2005-06
- 239 Donald Smith, 1989-90
- 202 Phillip Huyler, 1994-96
- 199 Kahleaf Watson, 2003-04
- 191 Jeff Cowans, 2000-03
- 175 Derek Jackson, 1994-95
- 168 Paul Graham III, 2005-pres.
- 163 Ryan Hercek, 1996-99
- 158 John Smart, 2000-01
- 157 Damon Arnette, 1996-99
- 156 Craig Buchanan, 1993-96

HIGHEST ASSISTS AVERAGE PER GAME (Min. 40 Games)

- 4.8 Brent Crews, 2005-06
- 4.4 Donald Smith, 1989-90
- 4.3 Earnest Crumbley, 2000-03
- 3.5 Kahleaf Watson, 2003-04
- 3.2 Derek Jackson, 1994-95

HIGHEST ASSIST/TURNOVER RATIO (Min. 125 Assists)

- 1.74 John Smart, 2000-01 (157/90)
- 1.62 Brent Crews, 2005-06 (273/169)
- 1.48 Ty McTyer, 2004-05 (127/86)
- 1.37 Derek Jackson, 1994-95 (163//119)
- 1.36 Earnest Crumbley, 2000-03 (505/370)



In his first season at FAU, Brent Crews posted the second-highest single-season assist total in program history.

BLOCKED SHOTS/STEALS

FLORIDA ATLANTIC BASKETBALL 2008.09

SINGLE GAME

MOST BLOCKED SHOTS

- 8 Wes Edwards vs. Nova Southeastern (11/27/02)
- 8 Mike Bell at Campbell (2/24/05)

MOST BLOCKED SHOTS IN A CONFERENCE REGULAR SEASON GAME

- 8 Mike Bell at Campbell (2/24/05)
- 6 Cedric Peoples vs. Campbell (2/13/97)
- 6 Nick Neumann at Mercer (1/11/03)

MOST BLOCKED SHOTS IN A CONFERENCE TOURNAMENT GAME

- 4 Raheim Brown vs. Georgia State (3/2/02)

SEASON

MOST BLOCKED SHOTS

- 59 Raheim Brown, 2001-02 (31 games)
- 56 Mike Bell, 2003-04 (27 games)
- 51 Mike Bell, 2004-05 (27 games)
- 42 Nick Neumann, 2002-03 (28 games)
- 41 Brett Royster, 2007-08 (33 games)
- 41 Bjorn Sjolund, 1996-97 (27 games)
- 39 Ingo Wolf, 1989-90 (28 games)
- 39 Cedric Peoples, 1996-97 (27 games)
- 36 Cedric Peoples, 1995-96 (26 games)
- 33 Bjorn Sjolund, 1995-96 (27 games)
- 32 David Cargill, 1990-91 (27 games)

MOST BLOCKED SHOTS (by Class)

- Freshman**
41 by Brett Royster, 2007-08
- Sophomore**
32 by David Cargill, 1990-91
- Junior**
56 by Mike Bell, 2003-04
- Senior**
59 by Raheim Brown, 2001-02

CAREER

MOST BLOCKED SHOTS

- 119 Cedric Peoples, 1993-96
- 107 Mike Bell, 2003-04
- 93 Bjorn Sjolund, 1993-96
- 73 David Cargill, 1990-92
- 73 Raheim Brown, 2000-02



Raheim Brown swatted a program-best 59 shots in 2001-02.

- 71 Robert Williams, 2000-04
- 62 Nick Neumann, 2000-02
- 61 Ingo Wolf, 1988-89
- 49 Kelly Horford, 1992-95
- 41 Brett Royster, 2007-pres.
- 35 Jeff Parmer, 2006-08
- 34 Wes Edwards, 2002-03

SINGLE GAME

MOST STEALS IN A GAME

- 11 Phillip Huyler at Campbell (1/18/97)

MOST STEALS IN A CONFERENCE REGULAR SEASON GAME

- 11 Phillip Huyler at Campbell (1/18/97)

MOST STEALS IN A CONFERENCE TOURNAMENT GAME

- 6 DeAndre Rice vs. Florida International (2/28/07)

SEASON

MOST STEALS

- 86 Phillip Huyler, 1996-97 (27 games)
- 76 Damon Arnette, 1998-99 (24 games)
- 71 Cedric Powell, 1998-99 (26 games)
- 63 Shane Taylor, 1990-91 (27 games)
- 63 Kahleaf Watson, 2004-05 (27 games)
- 62 Phillip Huyler, 1995-96 (27 games)
- 58 Kahleaf Watson, 2003-04 (28 games)
- 56 Damon Arnette, 1997-99 (26 games)
- 55 Earnest Crumbley, 2002-03 (28 games)
- 53 Michael Harvey, 1993-94 (27 games)

MOST STEALS (by Class)

- Freshman**
71 by Cedric Powell, 1998-99
- Sophomore**
58 by Kahleaf Watson, 2003-04
- Junior**
63 by Kahleaf Watson, 2004-05
- Senior**
86 by Philip Huyler, 1996-97



Kahleaf Watson's 121 swipes is sixth-best in FAU history.

CAREER

MOST STEALS

- 181 Earnest Crumbley, 2000-03
- 179 Phillip Huyler, 1994-96
- 163 Damon Arnette, 1996-99
- 154 Michael Harvey, 1992-95
- 135 Craig Buchanan, 1993-96
- 121 Kahleaf Watson, 2003-04
- 112 Jeff Cowans, 2000-03
- 99 Shane Taylor, 1989-90
- 93 Donald Smith, 1989-90
- 87 Brent Crews, 2005-06

FAU ARENA RECORDS

FLORIDA ATLANTIC BASKETBALL 2008.09

TEAM
Points FAU – 107 (2x) vs. Jacksonville (12/4/05) Opponent – 116 vs. Florida International (1/24/98)
Field Goals Made FAU – 48 vs. St. Mary’s (11/20/01) Opponent – 39 vs. USF (12/13/99)
Field Goal Attempts FAU – 82 vs. St. Mary’s (11/20/01) Opponent – 76 vs. Jacksonville State (1/8/01)
Three-Point Field Goals Made FAU – 18 vs. Campbell (2/26/04) Opponent – 16 (2x) vs. Troy (3/4/04)
Three-Point Field Goal Attempts FAU – 39 vs. Campbell (2/26/04) Opponent – 43 vs. Troy (1/12/08)
Free Throws Made FAU – 38 vs. Florida International (1/24/98) Opponent – 34 vs. Georgia State (1/5/04)
Free Throw Attempts FAU – 52 vs. Jacksonville (12/4/05) Opponent – 44 vs. Georgia State (1/5/04)
Rebounds FAU – 56 vs. St. Mary’s (11/20/01) Opponent – 52 vs. Virginia Commonwealth (12/8/01)
Assists FAU – 31 vs. Mary Washington (12/29/03) Opponent – 29 vs. USF (12/13/99)
Steals FAU – 18 vs. Nova Southeastern (11/27/02) Opponent – 23 vs. USF (12/13/99)
Blocks FAU – 11 vs. Miami (12/3/02) Opponent – 10 vs. Miami (11/18/00)



OPPONENT RECORDS

FLORIDA ATLANTIC BASKETBALL 2008.09

TEAM
Points 122 at Troy (2/13/93)
Field Goals Made 39 (4x) at Florida (11/27/00)
Field Goal Attempts 85 at Miami (11/26/01)
Three-Point Field Goals Made 16 (2x) vs. Troy (3/4/04)
Three-Point Field Goal Attempts 43 vs. Troy (1/12/08)
Free Throws Made 35 at Liberty (12/20/02)
Free Throws Attempted 44 vs. Georgia State (1/5/04)
Rebounds 60 at Miami (11/26/01)
Assists 32 at Syracuse (11/22/99)
Steals 23 vs. USF (12/13/99)
Blocks 16 at Miami (11/29/04)



THE LAST TIME

FLORIDA ATLANTIC BASKETBALL 2008.09

THE LAST TIME

Last Time an FAU Player Grabbed 15+ Rebounds
17-Carlos Monroe vs. Middle Tennessee State (2/23/08)

Last Time an FAU Player Made 5+ Three-Pointers in a Game
5- Carderro Nwoji vs. Florida International (3/5/08)

Last Time an FAU Player had a Double-Double
Carlos Monroe (16 pts, 14 rebs) vs. Florida International (3/5/08)

Last Time FAU Scored 50 Points in a Half
55 vs. Longwood (2/11/08)

Last Time an FAU Player Grabbed 15+ Rebounds
15 – Carlos Monroe vs. Florida International (2/28/07)

Last Time an FAU Player Made 5+ Three-Pointers in a Game
6 – DeAndre Rice vs. Western Kentucky (3/4/07)

Last Time an FAU Player had a Double-Double
Carlos Monroe (26 pts, 15 reb.) vs. Florida International (2/28/07)

Last Time FAU Scored 50 Points or More in a Half
60 vs. New Orleans (2/17/07)

OPPONENTS
Last Time an Opposing Player Scored 30+ Points
34 – Bo McCalebb vs. New Orleans (2/17/07)

Last Time an Opposing Player Made 5+ Three-Pointers in a Game
6 - James Parlow vs. New Orleans (2/17/07)

Last Time an Opposing Player had 5+ Steals in a Game
5 – E.J. Gordon at Stetson (2/12/06)

Last Time an Opposing Player had 5+ Blocks in a Game
5 – Sammy Sharp vs. Troy (12/13/06)

Last Time an Opposing Player had a Double-Double
Cedric Jackson (21 pts., 10 reb.) at Troy (2/3/07)

Last Time an Opponent Scored 100 Points
101 at South Alabama (1/6/07)

Last Time an Opposing Player Scored 30+ Points
42 – O’Darien Bassett vs. Troy (2/27/08)

Last Time an Opposing Player Made 5+ Three-Pointers in a Game
6 – Ryan Wedel vs. Arkansas State (2/8/08)

Last Time an Opposing Player had 5+ Steals in a Game
5 – Daniel Hayes vs. South Alabama (2/16/08)

Last Time an Opposing Player had 5+ Blocks in a Game
8 – Kleon Penn vs. McNeese State (12/1/07)

Last Time an Opponent Scored 100 Points
100 vs. South Florida (11/17/07)

Last Time an Opponent Made 10+ Three-Pointers in a Game
14 vs. Troy (1/12/08)

Last Time an Opposing Player had a Double-Double
Alex Galindo (19 pts, 11 reb.) vs. Florida International (2/20/08)

Last Time an Opponent Made 10+ Three-Pointers in a Game
10 vs. Florida International (2/28/07)

Had Two players Record a Double-Double
Mike Bell (29 pts., 15 reb.) and Fred Marshall (11 pts., 10 reb.) at Mercer (1/3/05)

Five Players Score in Double-Figures
Carlos Monroe 18, Quinton Young 18, Paul Graham 16, DeAndre Rice 12, Rodney Webb 10 at Belmont (1/27/06)

Two players with a double-double
Carlos Monroe (10 pts, 10 reb.), Jeff Parmer (12pts. 10 rebs.) at Troy (2/27/08)

Five players scoring in double figures
Carderro Nwoji 20, Carlos Monroe 16, Jeff Parmer 12, Paul Graham III 12, Sanchez Hughley 11 vs. Florida International (3/5/08)

Most Players scoring in double figures

Team Scoring
90-99
91 vs. Florida International (3/5/08)

Won in Overtime
91-88 vs. Florida International (2/28/07)

Field Goals
Shot 50 percent or better
.551 (27-49) vs. Savannah State (2/2/08)

OVERTIME
Overtime win
70-68 vs. Denver (1/24/08)



Mike Bell swatted eight shots against Campbell in 2005.



Rodney Webb was one of five players to break double figures against Belmont in 2006.

THIS DATE IN HISTORY

FLORIDA ATLANTIC BASKETBALL 2008.09

THIS DATE IN FAU HISTORY

November 18, 1988.....Florida Atlantic, at the Division II level, plays its first men’s basketball game and defeats Palm Beach Atlantic, 111-62.

February 28, 1994In the second to last game of its first season at the Division I level, Florida Atlantic upsets North Carolina State, 75-71, in Raleigh, NC.

December 1, 1998Florida Atlantic pulls off the biggest upset in school history when it defeats Oklahoma State, 83-81, in Stillwater, OK. The Cowboys enter the game undefeated, ranked in the top-10 and 87 straight non-conference wins at home. The clinching bucket comes with four seconds left when Gary Durant steals an inbounds pass and scores to break an 81-81 tie.

March 1, 2002Robert Williams, a sophomore, makes a free throw with six seconds left in the championship game of the Atlantic Sun Tournament to break a 75-75 tie. The Owls hold on and win 76-75 to claim the school’s first A-Sun title. The win gives Florida Atlantic an automatic bid to the NCAA Tournament, the team’s first such appearance.

March 14, 2002As a no. 15 seed in the Southeast Region, Florida Atlantic plays its first-ever NCAA Tournament game. Taking on Alabama, the Owls run off 15 straight points in the first half and lead at the break. The Crimson Tide holds off the Owls’ upset bid with an 86-78 victory.

December 3, 2002Florida Atlantic defeats the University of Miami, 74-73, in overtime at FAU Arena. The victory is the first for FAU against the Hurricanes, snapping a 15-game winless streak.

February 26, 2004.....Earnest Crumbley sets a trio of team records. He scores 39 points and connects on 11 three-pointers to set game records. He also becomes FAU’s all-time leading scorer in the process. Crumbley, who played from 2000-04, still holds all three records.

February 26, 2005In his final game as an Owl, Mike Bell scores 18 points to become the fifth player in team history to score 1,000 points. His career total of 1,001 points makes him just the second player in FAU history with 1,000 points and 500 rebounds (514).

April 18, 2005Matt Doherty, the 2001 Associated Press Coach of the Year, is named the fifth men’s basketball head coach in Florida Atlantic’s history. Rex Walters is named associate head coach shortly afterward on April 20, 2005.

April 28, 2006Rex Walters becomes the sixth men’s basketball head coach at Florida Atlantic, earning a promotion from associate head coach after just one season.

December 13, 2006FAU wins its first Sun Belt Conference game, 91-87, against Troy. Derrick Simmons scored 21 points to lead the Owls to victory.

February 21, 2007The Owls defeat South Alabama 79-69 for their 10th conference win. The total is the third-most in Sun Belt history for a first-year member.

February 28, 2007In the program’s first Sun Belt Conference tournament game, the Owls defeated Florida International at FAU Arena, 91-88 in overtime.

May 27, 2008Mike Jarvis is introduced as the program’s seventh men’s basketball coach in a press conference held in the Tom Oxley Athletic Center’s Founders’ Lounge, located on FAU’s Boca Raton campus.



Earnest Crumbley has nearly twice as many assists as anyone else in FAU history.



Gary Durant scored the winning bucket against Oklahoma State and also won the National Slam Dunk contest in 1999.



Robert Williams holds several of FAU’s rebounding records and hit the winning free throw in the Owls’ Atlantic Sun Championship victory in 2002.

YEARLY LEADERS

FLORIDA ATLANTIC BASKETBALL 2008.09

FIELD GOAL PERCENTAGE
(At least 85 field goals made)

Year	Player	FGM	FGA	Pct.
1988-89	Daryl Kanning	125	234	.534
1989-90	Daryl Kanning	169	274	.617
1990-91	Shane Taylor	208	366	.568
1991-92	Dexter Hill	108	216	.500
1992-93	Elvin Hazell	163	314	.519
1993-94	Michael Harvey	129	238	.456
1994-95	Craig Buchanan	144	304	.474
1995-96	Craig Buchanan	172	386	.446
1996-97	Cedric Peoples	107	190	.563
1997-98	Damaon Arnette	143	337	.424
1998-99	Damon Arnette	176	373	.472
1999-00	Marques Williams	141	307	.459
2000-01	Daryl Dingle	102	217	.470
2001-02	Raheim Brown	213	400	.533
2002-03	Avery Headley	90	210	.429
2003-04	Robert Williams	93	187	.497
2004-05	Mike Bell	204	421	.485
2005-06	Rodney Webb	159	299	.532
2006-07	Carlos Monroe	200	335	.597
2007-08	Carlos Monroe	188	362	.519

FREE THROW PERCENTAGE
(At least 50 free throws made)

Year	Player	FTM	FTA	Pct.
1988-89	Ray Schultz	57	69	.826
1989-90	Ingo Wolf	59	78	.756
1990-91	Shane Taylor	106	131	.809
1991-92	Wayne Baxley	58	66	.879
1992-93	Khrris Edden	52	70	.743
1993-94	Khrris Edden	66	79	.835
1994-95	Craig Buchanan	77	100	.770
1995-96	Derek Jackson	63	79	.797
1996-97	Phillip Huyler	141	178	.792
1997-98	James Turner	68	82	.829
1998-99	Cedric Powell	106	136	.779
1999-00	Ryan Hercek	57	67	.851
2000-01	Clay Fuller	54	63	.857
2001-02	Jeff Cowans	53	65	.815
2002-03	Jeff Cowans	63	78	.808
2003-04	Earnest Crumbley	58	71	.817
2004-05	Rodney Webb	79	108	.731
2005-06	Fred Marshall	51	67	.761
2006-07	DeAndre Rice	84	106	.792
2007-08	Carderro Nwoji	76	87	.874

THREE-POINT FIELD GOAL PERCENTAGE
(At least 10 three-point field goals made)

Year	Player	FGM	FGA	Pct
1988-89	David Benjamin	32	74	.432
1989-90	Donald Smith	10	28	.357
1990-91	Dexter Hill	17	39	.436
1991-92	Kevin Willis	18	61	.295
1992-93	Michael Harvey	15	41	.366
1993-94	Marlon Jemerson	13	36	.436
1994-95	Craig Buchanan	18	45	.400
1995-96	Michael Harvey	43	104	.413
1996-97	Bjorn Sjolund	12	31	.387
1997-98	Gary Durrant	39	105	.371
1998-99	Damon Arnette	44	116	.397
1999-00	Ryan Hercek	97	238	.408
2000-01	John Smart	35	90	.389
2001-02	Earnest Crumbley	63	169	.373
2002-03	Earnest Crumbley	88	238	.370
2003-04	Earnest Crumbley	82	204	.402
2004-05	Quinton Young	76	183	.415
2005-06	Quinton Young	53	113	.469
2006-07	DeAndre Rice	68	142	.479
2007-08	Jeff Parmer	30	73	.411



Cedric Peoples led FAU in field goal percentage in 1996-97.

SCORING AVERAGE
(Played in at least 50% of team's games)

Year	Player	PPG
1988-89	Ron McLin	19.4
1989-90	Daryl Kanning	15.0
1990-91	Shane Taylor	20.0
1991-92	Dexter Hill	12.8
1992-93	Elvin Hazell	14.6
1993-94	Marlon Jemerson	14.1
1994-95	Craig Buchanan	14.2
1995-96	Craig Buchanan	16.4
1996-97	Craig Buchanan	16.8
1997-98	Damon Arnette	16.1
1998-99	Damon Arnette	21.9
1999-00	Ryan Hercek	14.6
2000-01	Jeff Cowans	13.7
2001-02	Raheim Brown	16.4
2002-03	Earnest Crumbley	16.2
2003-04	Mike Bell	18.0
2004-05	Mike Bell	19.1
2005-06	DeAndre Rice	16.1
2006-07	DeAndre Rice	20.5
2007-08	Carlos Monroe	15.4

REBOUNDING AVERAGE
(Played in at least 50% of team's games)

Year	Player	RPG
1988-89	Daryl Kanning	8.3
1989-90	Daryl Kanning	9.4
1990-91	Dexter Hill	8.4
1991-92	David Cargill	7.5
1992-93	Elvin Hazell	6.8
1993-94	Marlon Jemerson	5.4
1994-95	Craig Buchanan	4.9
1995-96	Phillip Huyler	6.2
1996-97	Damon Arnette	7.3
1997-98	Damon Arnette	6.6
1998-99	Damon Arnette	8.2
1999-00	Tony Lee	5.6
2000-01	Daryl Dingle	5.7
2001-02	Raheim Brown	8.5
2002-03	Avery Headley	6.3
2003-04	Mike Bell	9.7
2004-05	Mike Bell	9.3
2005-06	Rodney Webb	7.8
2006-07	Carlos Monroe	9.5
2007-08	Carlos Monroe	9.5

BLOCKED SHOTS
Year Player Blocks

1988-89	Ray Schultz/ Ingo Wolf	22
1989-90	Ingo Wolf	39
1990-91	David Cargill	32
1991-92	David Cargill	25
1992-93	David Cargill	16
1993-94	Cedric Peoples	22
1994-95	Cedric Peoples	22
1995-96	Cedric Peoples	36
1996-97	Bjorn Sjolund	41
1997-98	David Kell	12
1998-99	Ashley Baumgardner	8
1999-00	Marques Williams	24
2000-01	Robert Williams	16
2001-02	Raheim Brown	59
2002-03	Nick Neumann	42
2003-04	Mike Bell	56
2004-05	Mike Bell	51
2005-06	Rodney Webb	19
2006-07	Jeff Parmer	24
2007-08	Brett Royster	41

ASSISTS
Year Player Assists

1988-89	Ron McLin	86
1989-90	Donald Smith	121
1990-91	Donald Smith	118
1991-92	Emanuel Richardson	81
1992-93	Michael Harvey	74
1993-94	Marlon Jemerson/ Michael Harvey	53
1994-95	Derek Jackson	85
1995-96	Phillip Huyler	81
1996-97	Phillip Huyler	94
1997-98	James Turner	65
1998-99	Cedric Powell	96
1999-00	Emett Murphy	99
2000-01	John Smart	120
2001-02	Earnest Crumbley	120
2002-03	Earnest Crumbley	133
2003-04	Earnest Crumbley	145
2004-05	Kahleaf Watson	121
2005-06	Brent Crews	133
2006-07	Brent Crews	140
2007-08	Carderro Nwoji	122

STEALS
Year Player Steals

1988-89	Ron McLin	43
1989-90	Donald Smith	52
1990-91	Shane Taylor	63
1991-92	Emanuel Richardson	43
1992-93	Khrris Edden	42
1993-94	Michael Harvey	53
1994-95	C.Buchanan / Phillip Huyler	31
1995-96	Phillip Huyler	62
1996-97	Phillip Huyler	86
1997-98	Damon Arnette	56
1998-99	Damon Arnette	76
1999-00	Tony Lee	51
2000-01	John Smart/ Earnest Crumbley	35
2001-02	Earnest Crumbley	51
2002-03	Earnest Crumbley	55
2003-04	Kahleaf Watson	58
2004-05	Kahleaf Watson	63
2005-06	Brent Crews	43
2006-07	Brent Crews	44
2007-08	Carlos Monroe	37

ALL-TIME ROSTER

FLORIDA ATLANTIC BASKETBALL 2008.09

A

Sean Alarcon	(2006-08)
David Anderson	(2005-06)
Damon Arnette	(1996-98)

B

Ashley Baumgardner	(1998)
Frank Baxley	(1999)
Wayne Baxley	(1991)
Mike Bell	(2003-04)
Mark Bellan	(1990-92)
David Benjamin	(1988-89)
Matt Best	(2007-08)
Rino Bevis	(1998)
Trevor Bing	(2004)
Jimmy Bishop	(2002-04)
John Brandt	(1997)
Ray Brannon	(1989)
Greg Brown	(1990-93)
Raheim Brown	(2000-02)
Craig Buchanan	(1993-96)

C

David Cargill	(1990-92)
Chris Clemons	(1994-98)
Akbar Cook	(1996-97)
Brandon Cournoyer	(2004)
Jeff Cowans	(2000-03)
Dan Cox	(1990)
Brent Crews	(2005-06)
Earnest Crumbley	(2000-03)
Eni Cuka	(2006-08)

D

Darren Dickerson	(2003)
Ray Dillman	(2004)
Daryl Dingle	(2000-01)
Scott Disch	(1995)
Pierre Downing	(2000-01)
Gary Durrant	(1997-98)

E

Khrris Edden	(1992-93)
Wes Edwards	(2002-03)
Jude Ezelio	(1989)

F

Jeff Faile	(1991-92)
Ennis Flowers	(1993-94)
Clay Fuller	(2000)

G

Eddie Gainer	(2007-08)
Floyd Gardner	(1990)
Andre Garner	(2001)
Jevon Glenn	(1998)
Paul Graham III	(2005-pres.)
Kevin Green	(2005)
Tim Griesser	(1999)
Scott Gusler	(1990-91)

H

Jeff Hamilton	(2000-03)
Michael Harvey	(1992-95)
Joe Hatton	(2000)
Elvin Hazell	(1991-92)
Avery Headley	(2001-02)
Ryan Hercek	(1996-99)
Sammy Hernandez	(2006-pres.)
Darrin Herrick	(1989-90)
Dexter Hill	(1990-91)
Avery Holley	(2006-08)
Kelly Horford	(1992-95)
Sanchez Hughley	(2006-pres.)
Tremayne Hunter	(1995-97)
Jason Hursey	(1992)
Philip Huyler	(1994-96)

J

Derek Jackson	(1994-95)
Marlon Jemerson	(1993-94)
Deron Johnson	(1988)
Morshee Jones	(1988-89)

K

Daryl Kanning	(1988-89)
David Kell	(1997)
Otis Kitchen	(1996-97)
Seydou Kone	(2006-08)

L

Todd LaPace	(1990-91)
Eric Lawson	(1997-98)
Tony Lee	(1999)
Michael Livingston	(1991)
Andrew Lomond	(2004)
Gavin Ludgood	(2004)

M

Lorenzo Manning	(1988-89)
Fred Marshall	(2004-05)
Mike McGinty	(1993-94)
Ron McLin	(1988-89)
Ty McTyer	(2004-05)
Jimmie Metcalfe	(1996)
T.J. Minch	(1988)
Carlos Monroe	(2005-pres.)
Lamar Moore	(2004-05)
Emmett Murphy	(1999)

N

Nick Neumann	(2000-02)
Carderro Nwoji	(2007-pres.)

O

Iyke Okafor	(2003)
Jamal Owens	(2007-08)

P

Jeff Parmer	(2006-08)
Cedric Peoples	(1993-96)
Xavier Perkins	(2006-pres.)
Robert Peterkin	(1999)
Cedric Powell	(1998)

R

Motiejus Reimeris	(1999-00)
DeAndre Rice	(2005-06)
Dave Richardson	(2000)
Emanuel Richardson	(1991)
Rob Ritter	(1992-95)
Enrique Rodriguez	(2006-08)
Steve Rohan	(1988)
Tavares Rolle	(1995)
Rob Rollins	(1996-97)
Brett Royster	(2007-pres.)

S

Ron Sabb	(1990-92)
Ray Schultz	(1988)
Doug Silk	(2000)
Derrick Simmons	(2004-08)
Bjorn Sjolund	(1993-96)
Darius Skeete	(1999)
Drew Skeeter	(2002-03, 2005)
Anthony Slater	(2001)
John Smart	(2000-01)
Donald Smith	(1989-90)
James Staten	(2007-08)
Antoine Stevens	(2001-02)

T

Shane Taylor	(1989-90)
Chris Thomas	(2002-03)
Pierre Tucker	(2003-04)
James Turner	(1997-98)

W

Matt Wangerin	(1989-91)
Kahleaf Watson	(2003-04)
Rodney Webb	(2004-05)
Leonard Whyte	(1988-89)
Tom Wilcox	(1992)
Marques Williams	(1999)
Robert Williams	(2000-04)
Scott Williams	(1988-89)
Kevin Wills	(1991)
Ingo Wolf	(1988-89)

Y

Ceasar Yeadon	(1990-94)
Eric Yeadon	(1994)
Quinton Young	(2004-05)

Z

Tyler Zornes	(2000)
--------------	--------

Years signify season's beginning
Active players in bold